



DEPARTMENT OF HEALTH
EPIDEMIOLOGY BUREAU

HIV/AIDS and ART Registry of the Philippines
Tel./Fax No. (02) 495-0513 Email: hivpicenter@gmail.com



HIV/AIDS Cases in Cordillera Administrative Region (CAR)

Table 1. HIV/AIDS cases by province (n=405)

	January 2018		1984-present	
	Advanced HIV*	Total cases	Advanced HIV*	Total cases
Abra	0	0	3	41
Apayao	0	0	0	10
Baguio City	0	8	20	281
Benguet	0	3	3	45
Ifugao	0	0	1	10
Kalinga	0	0	1	11
Mountain Province	0	0	1	7
Total	0	11	29	405

*WHO clinical stage 3 or 4

Table 2. HIV/AIDS cases by age group (n=405)

	January 2018	1984-present
<15	0	3
15-24	7	113
25-34	4	184
35-49	0	92
50 & older	0	13
Total	11	405

	Jan 2018	1984-present
Age range (median)	19-34 (22)	2-62 (28)

Table 3. HIV/AIDS cases by sex (n=405)

	Jan 2018	1984-present
Female	0	37
Male	11	368
Total	11	405

Table 4. HIV/AIDS cases by mode of transmission (n=405)

	Jan 2018	1984-present
Sex with males & females*	4	107
Heterosexual	0	89
Male to male sex**	6	200
Mother to child	0	3
Transfusion	0	1
Unknown	1	5
Total	11	405

*Among males only | **No female partners

Table 5. HIV/AIDS cases among OFWs (n=86)


	January 2018	1984-present
CAR	1	86

Table 6. Reported HIV/AIDS deaths (n=31)

	January 2018	1984-present
CAR	2	31

Note: Due to database updates, numbers in this report may vary from previous reports.

Prepared by:


Richard L. Lepardo, RN
Nurse II

Checked by:


Ma. Justina G. Zapanta, RN, PHSAE
HIV Surveillance Officer

Noted by:


Noel S. Palaypayon, RN, MGM-ESP
Deputy HIV Unit Manager



DEPARTMENT OF HEALTH
EPIDEMIOLOGY BUREAU

HIV/AIDS and ART Registry of the Philippines
Tel./Fax No. (02) 495-0513 Email: hivpicenter@gmail.com



HIV/AIDS Cases in Abra

Table 1. HIV/AIDS cases by municipality/city (n=41)

	January 2018		1984-present	
	Advanced HIV*	Total cases	Advanced HIV*	Total cases
Bangued	0	0	1	8
Bucay	0	0	0	4
Danglas	0	0	0	1
La Paz	0	0	0	7
Lagangilang	0	0	1	3
Luba	0	0	0	1
Peñarrubia	0	0	0	1
Pidigan	0	0	0	1
Pilar	0	0	0	6
Sallapadan	0	0	0	1
San Isidro	0	0	0	1
San Juan	0	0	0	2
San Quintin	0	0	1	3
Tayum	0	0	0	2
Total	0	0	3	41

*WHO clinical stage 3 or 4

Table 2. HIV/AIDS cases by age group (n=41)

	January 2018	1984-present
<15	0	0
15-24	0	6
25-34	0	21
35-49	0	11
50 & older	0	3
Total	0	41

	January 2018	1984-present
Age range (median)	-	21-62 (31)

Table 3. HIV/AIDS cases among OFWs (n=10)

	January 2018	1984-present
Abra	0	10

Table 4. HIV/AIDS cases by sex (n=41)

	January 2018	1984-present
Female	0	4
Male	0	37
Total	0	41

Table 5. HIV/AIDS cases by mode of transmission (n=41)

	Jan 2018	1984-present
Sex with males & females*	0	10
Heterosexual	0	10
Male to male sex**	0	20
Unknown	0	1
Total	0	41


*Among males only | **No female partners

Table 6. Reported HIV/AIDS deaths (n=2)

	January 2018	1984-present
Abra	1	2

Note: Due to database updates, numbers in this report may vary from previous reports.

Prepared by:


Richard L. Lepardo, RN
Nurse II

Checked by:


Ma. Justina G. Zapanta, RN, PHSAE
HIV Surveillance Officer

Noted by:


Noel S. Palaypayon, RN, MGM-ESP
Deputy HIV Unit Manager



DEPARTMENT OF HEALTH
EPIDEMIOLOGY BUREAU

HIV/AIDS and ART Registry of the Philippines
Tel./Fax No. (02) 495-0513 Email: hivpicenter@gmail.com



HIV/AIDS Cases in Apayao

Table 1. HIV/AIDS cases by municipality/city (n=10)

	January 2018		1984-present	
	Advanced HIV*	Total cases	Advanced HIV*	Total cases
Flora	0	0	0	3
Kabugao	0	0	0	1
Luna	0	0	0	4
Santa Marcela	0	0	0	2
Total	0	0	0	10

*WHO clinical stage 3 or 4

Table 2. HIV/AIDS cases by age group (n=10)

	January 2018	1984-present
<15	0	0
15-24	0	2
25-34	0	4
35-49	0	4
50 & older	0	0
Total	0	10

	January 2018	1984-present
Age range (median)	-	23-46 (32)

Table 3. HIV/AIDS cases among OFWs (n=2)

	January 2018	1984-present
Apayao	0	2

Table 4. HIV/AIDS cases by sex (n=10)

	January 2018	1984-present
Female	0	2
Male	0	8
Total	0	10

Table 5. HIV/AIDS cases by mode of transmission (n=10)

	Jan 2018	1984-present
Sex with males & females*	0	2
Heterosexual	0	4
Male to male sex**	0	4
Total	0	10


*Among males only | **No female partners

Table 6. Reported HIV/AIDS deaths (n=1)

	January 2018	1984-present
Apayao	0	1

Note: Due to database updates, numbers in this report may vary from previous reports.

Prepared by:


Richard L. Lepardo, RN
Nurse II

Checked by:


Ma. Justina G. Zapanta, RN, PHSAE
HIV Surveillance Officer

Noted by:


Noel S. Palaypayon, RN, MGM-ESP
Deputy HIV Unit Manager



DEPARTMENT OF HEALTH
EPIDEMIOLOGY BUREAU

HIV/AIDS and ART Registry of the Philippines
Tel./Fax No. (02) 495-0513 Email: hivpicenter@gmail.com



HIV/AIDS Cases in Baguio City

Table 1. HIV/AIDS cases by municipality/city (n=281)

	January 2018		1984-present	
	Advanced HIV*	Total cases	Advanced HIV*	Total cases
Baguio	0	8	20	281
Total	0	8	20	281

*WHO clinical stage 3 or 4

Table 2. HIV/AIDS cases by age group (n=281)

	January 2018	1984-present
<15	0	0
15-24	5	85
25-34	3	117
35-49	0	70
50 & older	0	9
Total	8	281

	January 2018	1984-present
Age range (median)	19-34 (22)	17-55 (28)

Table 3. HIV/AIDS cases among OFWs (n=63)

	January 2018	1984-present
Baguio City	1	63

Table 4. HIV/AIDS cases by sex (n=281)

	January 2018	1984-present
Female	0	20
Male	8	261
Total	8	281

Table 5. HIV/AIDS cases by mode of transmission (n=281)

	Jan 2018	1984-present
Sex with males & females*	4	74
Heterosexual	0	57
Male to male sex**	3	145
Transfusion	0	1
Unknown	1	4
Total	8	281


*Among males only | **No female partners

Table 6. Reported HIV/AIDS deaths (n=18)

	January 2018	1984-present
Baguio City	1	18

Note: Due to database updates, numbers in this report may vary from previous reports.

Prepared by:


Richard L. Lepardo, RN
Nurse II

Checked by:


Ma. Justina G. Zapanta, RN, PHSAE
HIV Surveillance Officer

Noted by:


Noel S. Palaypayon, RN, MGM-ESP
Deputy HIV Unit Manager



DEPARTMENT OF HEALTH
EPIDEMIOLOGY BUREAU

HIV/AIDS and ART Registry of the Philippines
Tel./Fax No. (02) 495-0513 Email: hivpicenter@gmail.com



HIV/AIDS Cases in Benguet

Table 1. HIV/AIDS cases by municipality/city (n=45)

	January 2018		1984-present	
	Advanced HIV*	Total cases	Advanced HIV*	Total cases
Atok	0	0	0	1
Buguias	0	1	0	1
Itogon	0	1	0	8
Kabayan	0	0	0	1
Kibungan	0	0	0	1
La Trinidad	0	0	2	25
Mankayan	0	0	1	2
Tuba	0	1	0	5
Tublay	0	0	0	1
Total	0	3	3	45

*WHO clinical stage 3 or 4

Table 2. HIV/AIDS cases by age group (n=45)

	January 2018	1984-present
<15	0	3
15-24	2	14
25-34	1	25
35-49	0	2
50 & older	0	1
Total	3	45

	January 2018	1984-present
Age range (median)	20-31 (24)	2-52 (26)

Table 3. HIV/AIDS cases among OFWs (n=8)

	January 2018	1984-present
Benguet	0	8

Table 4. HIV/AIDS cases by sex (n=45)

	January 2018	1984-present
Female	0	6
Male	3	39
Total	3	45

Table 5. HIV/AIDS cases by mode of transmission (n=45)

	Jan 2018	1984-present
Sex with males & females*	0	13
Heterosexual	0	8
Male to male sex**	3	21
Mother to child	0	3
Total	3	45


*Among males only | **No female partners

Table 6. Reported HIV/AIDS deaths (n=7)

	January 2018	1984-present
Benguet	0	7

Note: Due to database updates, numbers in this report may vary from previous reports.

Prepared by:


Richard L. Lepardo, RN
Nurse II

Checked by:


Ma. Justina G. Zapanta, RN, PHSAE
HIV Surveillance Officer

Noted by:


Noel S. Palaypayon, RN, MGM-ESP
Deputy HIV Unit Manager



DEPARTMENT OF HEALTH
EPIDEMIOLOGY BUREAU

HIV/AIDS and ART Registry of the Philippines
Tel./Fax No. (02) 495-0513 Email: hivpicenter@gmail.com



HIV/AIDS Cases in Ifugao

Table 1. HIV/AIDS cases by municipality/city (n=10)

	January 2018		1984-present	
	Advanced HIV*	Total cases	Advanced HIV*	Total cases
Aguinaldo	0	0	0	2
Alfonso Lista	0	0	1	2
Asipulo	0	0	0	1
Banaue	0	0	0	1
Hingyon	0	0	0	1
Lamut	0	0	0	3
Total	0	0	1	10

*WHO clinical stage 3 or 4

Table 2. HIV/AIDS cases by age group (n=10)

	January 2018	1984-present
<15	0	0
15-24	0	3
25-34	0	6
35-49	0	1
50 & older	0	0
Total	0	10

	January 2018	1984-present
Age range (median)	-	22-35 (26)

Table 3. HIV/AIDS cases among OFWs (n=0)

	January 2018	1984-present
Ifugao	0	0

Table 4. HIV/AIDS cases by sex (n=10)

	January 2018	1984-present
Female	0	1
Male	0	9
Total	0	10

Table 5. HIV/AIDS cases by mode of transmission (n=10)

	Jan 2018	1984-present
Sex with males & females*	0	5
Heterosexual	0	1
Male to male sex**	0	4
Total	0	10


*Among males only | **No female partners

Table 6. Reported HIV/AIDS deaths (n=3)

	January 2018	1984-present
Ifugao	0	3

Note: Due to database updates, numbers in this report may vary from previous reports.

Prepared by:


Richard L. Lepardo, RN
Nurse II

Checked by:


Ma. Justina G. Zapanta, RN, PHSAE
HIV Surveillance Officer

Noted by:


Noel S. Palaypayon, RN, MGM-ESP
Deputy HIV Unit Manager



DEPARTMENT OF HEALTH
EPIDEMIOLOGY BUREAU

HIV/AIDS and ART Registry of the Philippines
Tel./Fax No. (02) 495-0513 Email: hivpicenter@gmail.com



HIV/AIDS Cases in Kalinga

Table 1. HIV/AIDS cases by municipality/city (n=11)

	January 2018		1984-present	
	Advanced HIV*	Total cases	Advanced HIV*	Total cases
Pinukpuk	0	0	0	2
Tabuk	0	0	1	9
Total	0	0	1	11

*WHO clinical stage 3 or 4

Table 2. HIV/AIDS cases by age group (n=11)

	January 2018	1984-present
<15	0	0
15-24	0	2
25-34	0	9
35-49	0	0
50 & older	0	0
Total	0	11

	January 2018	1984-present
Age range (median)	-	23-34 (30)

Table 3. HIV/AIDS cases among OFWs (n=1)

	January 2018	1984-present
Kalinga	0	1

Table 4. HIV/AIDS cases by sex (n=11)

	January 2018	1984-present
Female	0	1
Male	0	10
Total	0	11

Table 5. HIV/AIDS cases by mode of transmission (n=11)

	Jan 2018	1984-present
Sex with males & females*	0	2
Heterosexual	0	5
Male to male sex**	0	4
Total	0	11


*Among males only | **No female partners

Table 6. Reported HIV/AIDS deaths (n=0)

	January 2018	1984-present
Kalinga	0	0

Note: Due to database updates, numbers in this report may vary from previous reports.

Prepared by:


Richard L. Lepardo, RN
Nurse II

Checked by:


Ma. Justina G. Zapanta, RN, PHSAE
HIV Surveillance Officer

Noted by:


Noel S. Palaypayon, RN, MGM-ESP
Deputy HIV Unit Manager



DEPARTMENT OF HEALTH
EPIDEMIOLOGY BUREAU

HIV/AIDS and ART Registry of the Philippines
Tel./Fax No. (02) 495-0513 Email: hivpicenter@gmail.com



HIV/AIDS Cases in Mountain Province

Table 1. HIV/AIDS cases by municipality/city (n=7)

	January 2018		1984-present	
	Advanced HIV*	Total cases	Advanced HIV*	Total cases
Bauko	0	0	0	2
Besao	0	0	0	2
Bontoc	0	0	1	1
Sagada	0	0	0	1
Unknown	0	0	0	1
Total	0	0	1	7

*WHO clinical stage 3 or 4

Table 2. HIV/AIDS cases by age group (n=7)

	January 2018	1984-present
<15	0	0
15-24	0	1
25-34	0	2
35-49	0	4
50 & older	0	0
Total	0	7

	January 2018	1984-present
Age range (median)	-	23-44 (36)

Table 3. HIV/AIDS cases among OFWs (n=2)

	January 2018	1984-present
Mountain Province	0	2

Table 4. HIV/AIDS cases by sex (n=7)

	January 2018	1984-present
Female	0	3
Male	0	4
Total	0	7

Table 5. HIV/AIDS cases by mode of transmission (n=7)

	Jan 2018	1984-present
Sex with males & females*	0	1
Heterosexual	0	4
Male to male sex**	0	2
Total	0	7


*Among males only | **No female partners

Table 6. Reported HIV/AIDS deaths (n=0)

	January 2018	1984-present
Mountain Province	0	0

Note: Due to database updates, numbers in this report may vary from previous reports.

Prepared by:


Richard L. Lepardo, RN
Nurse II

Checked by:


Ma. Justina G. Zapanta, RN, PHSAE
HIV Surveillance Officer

Noted by:


Noel S. Palaypayon, RN, MGM-ESP
Deputy HIV Unit Manager